

## Overview

The JetNet 3808G-M12/3908G-M12 series are Unmanaged Ethernet Switch with wall mount connection for Railway/Vehicle communication. It adopts M12 connector to make well connection with Enclosure interface for In-Train/Vehicle application, including Power and Ethernet interfaces. This Quick Installation Guide will guide you on system installation and wiring the interfaces.

Power Type	JetNet 3808G-M12	JetNet 3908G-M12
10/100 Base-TX PoE+ (M12 Female D Code)	7	
1000 Base TX PoE + (M12 Female X Code)	1	8
Power Input : 9-36VDC (M12 Male A Code)	1	1

## Package Check List

- ▶ M12 Switch
- ▶ Quick Installation Guide

## Powering System

The JetNet Railway M12 Switch is designed for Train/Vehicle on-board IP Surveillance application. The Switch's power input voltage is fully compliant with trains/Vehicle power system. The specification of power input voltage shows in table following.

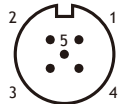
## Specification of System Power

Power Type	LVDC
Typical Input Voltage	DC 24V
Voltage Variation (V)	9-36V
Power Redundant	✓
Reverse Protection	✓

## System Wiring


The railway Ethernet Switch adopts several type of M12 connectors for the power, Ethernet signal. Therefore, the connection is different from the traditional Ethernet connector. The figures as following describe the definition of each conductor.

## Power Connector - M12 A-Code 5-PIN, Male


Pin Assignment drawing	Pin	Description
	1	Power-2, DC+
	2	Power-1, DC+
	3	Power-1, DC -
	4	Power-2, DC -
	5	Ignition

Specification of Power Cable - AWG/ mm <sup>2</sup>			
Model	AWG	mm <sup>2</sup>	Current (A)
LVDC (DC 24V version)	13	2.62	7.4 (Max)

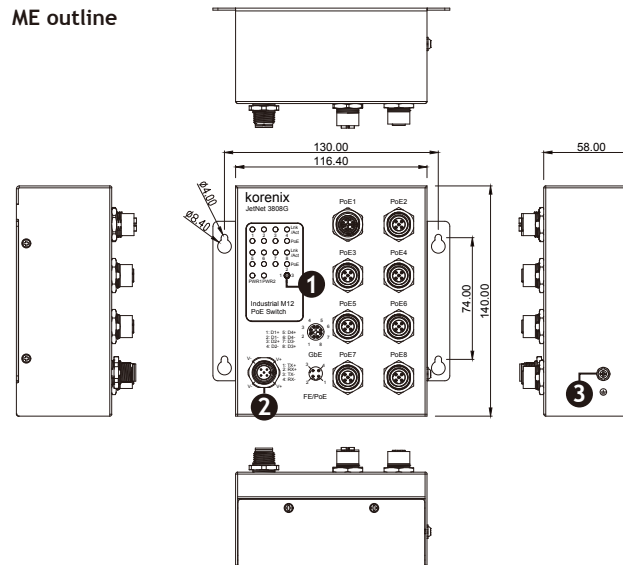
## JetNet 3808G-M12/3908G-M12 X-Code 8-PIN, Female

Cat-6, Cat-7 Shielding Twisted Cable, 24-26AWG			
Pin Assignment drawing	Pin	Description	PoE
	1	Bidirectional (0)+	PoE V+ / P
	2	Bidirectional (0)-	PoE V+ / P
	3	Bidirectional (1)+	PoE V- / N
	4	Bidirectional (1)-	PoE V- / N
	5	Bidirectional (3)+	
	6	Bidirectional (3)-	
	7	Bidirectional (2)-	
	8	Bidirectional (2)+	

## JetNet 3808G-M12 D-Code 4-PIN, Female

Cat-6, Cat-7 Shielding Twisted Cable, 24-26AWG			
Pin Assignment drawing	Pin	Description	PoE
	1	TX+	PoE V+ / P
	2	RX+	PoE V- / N
	3	TX-	PoE V+ / P
	4	RX-	PoE V- / N

## ME outline



- 1 Rotary Switch
- 2 Ignition (Pin 5)
- 3 Earth Ground

## Rotary Function

Power Input	Rotary Switch	Ignition Voltage	System	Note
<9V	0		Off	
<9V	1,2,3	> 7.6VDC	Off	
<9V	1,2,3	< 7.6VDC	Off	
9-36 VDC	0		On	Including Rotary floating
9-36 VDC	1,2,3	> 7.6VDC	On	
9-36 VDC	1,2,3	< 7.6VDC	Delay off into Standby mode	Rotary 1: 2 sec Rotary 2: 5 minutes Rotary 3: 15 minutes

## LED per unit

- ▶ PWR 1 : Power ON/Off ( Green ON/OFF)  
Ignition Function ( Green Blinking)
- ▶ PWR 2 : Standby ON/OFF (Green ON/OFF)
- ▶ PoE LED x 8: Detection (Amber Blinking)  
Power ON/OFF ( Amber ON/OFF)
- ▶ LNK/ACT : Link ON/OFF(Green ON/OFF)  
ACT ON (Green Blinking)

## Support

### 5 Years Warranty

Each of Korenix's product is designed, produced, and tested with high industrial standard. Korenix warrants that the product(s) shall be free from defects in materials and workmanship for a period of five (5) years from the date of delivery provided that the product was properly installed and used.

This warranty is voided if defects, malfunctions or failures of the warranted product are caused by damage resulting from force measure (such as floods, fire, etc.), other external forces such as power disturbances, over spec power input, or incorrect cabling; or the warranted product is misused, abused, or operated, altered and repaired in an unauthorized or improper way.

**Attention! To avoid system damage caused by sparks, please DO NOT plug in power connector when power is on.**

The product is in compliance with Directive 2002/95/EC and 2011/65/EU of the European Parliament and of the Council of 27 January 2003 on the restriction of the use of certain hazardous substances in electrical and electronics equipment (RoHS Directives & RoHS 2.0)

### Korenix Customer Service

KoreCARE is Korenix Technology's global service center, where our professional staffs are ready to solve your problems at any time.

Korenix global service center: KoreCARE@korenix.com.

## 导言

The JetNet 3808G-M12/3908G-M12系列非网管型以太网交换机具有坚固的接头专为铁路/公交车应用设计。它们采用M12连接器，可以稳定连接列车车载/公交车应用的界面，如电源，以太网和控制台/管理接口。本快速安装指南将引导您简单的系统安装和连接接口。

Power Type	JetNet 3808G-M12	JetNet 3908G-M12
10/100 Base-TX PoE+ (M12 Female D Code)	7	
1000 Base TX PoE + (M12 Female X Code)	1	8
Power Input : 9-36VDC (M12 Male A Code)	1	1

## 产品清单

- ▶ M12 交换机
- ▶ 快速安装指南

## 供电系统

JetNet铁路用M12交换机是专为列车车载/公交车IP监控应用设计的。交换机电源的输入电压完全符合列车电源系统。电源输入电压的规格说明表如下：

## 电力系统规格

输入电源形式	LVDC
典型输入电压	DC 24V
电压范围(V)	9-36 V
冗余电源	✓
极性反转保护	✓

## 系统接线

铁路以太网交换机采用了不同类型M12连接器给电源及以太网信号，如下说明各连接器接点的定义。

### 电源接头 – M12 A-Code 5-PIN, 公头：

针脚分布图	针脚	描述
	1	Power-2, DC+
	2	Power-1, DC+
	3	Power-1, DC -
	4	Power-2, DC -
	5	Ignition

电源线规格 - AWG/ mm <sup>2</sup>			
Model	AWG	mm <sup>2</sup>	电流(A)
LVDC (DC 24V 版本)	13	2.62	7.4 (Max)

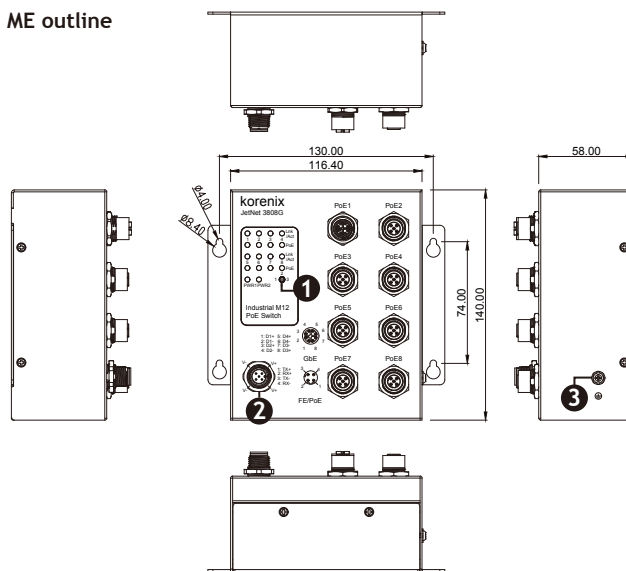
## JetNet 3808G-M12/3908G-M12 X-Code 8-PIN, 母头

Cat-6, Cat-7 Shielding Twisted Cable, 24-26AWG			
针脚分布图	针脚	描述	PoE
	1	Bidirectional (0)+	PoE V+ / P
	2	Bidirectional (0)-	PoE V+ / P
	3	Bidirectional (1)+	PoE V- / N
	4	Bidirectional (1)-	PoE V- / N
	5	Bidirectional (3)+	
	6	Bidirectional (3)-	
	7	Bidirectional (2)-	
	8	Bidirectional (2)+	

## JetNet 3808G-M12 D-Code 4-PIN, 母头

Cat-6, Cat-7 Shielding Twisted Cable, 24-26AWG			
针脚分布图	针脚	描述	PoE
	1	TX+	PoE V+ / P
	2	RX+	PoE V- / N
	3	TX -	PoE V+ / P
	4	RX -	PoE V- / N

## ME outline



- 1 旋钮开关
- 2 点火讯号 (Pin 5)
- 3 接地

## Rotary Function

电源输入	旋钮开关	点火讯号	系统	Note
<9V	0		Off	
<9V	1,2,3	> 7.6VDC	Off	
<9V	1,2,3	< 7.6VDC	Off	
9-36 VDC	0		On	包含未指到任何1, 2, 3
9-36 VDC	1,2,3	> 7.6VDC	On	
9-36 VDC	1,2,3	< 7.6VDC	倒数待机模式	Rotary 1: 2 sec Rotary 2: 5 minutes Rotary 3: 15 minutes

## LED per unit

- ▶ PWR 1: 系统电源 开/关 (绿灯 开/关)  
倒数待机 (绿灯闪烁)
- ▶ PWR 2: 待机 开/关 (绿灯 开/关)
- ▶ PoE LED x 8: 侦查 (黄灯闪烁)  
PoE电源 开/关 (黄灯 开/关)
- ▶ LNK/ACT: 连接 开/关 (绿灯 开/关)  
动作 开 (绿灯闪烁)

## 客户服务

### 5年质保

所有科洛理思产品的设计、制造及测试都是采用较高的工业标准。科洛理思保证自产品出货日起提供最高5年之免费保修服务，保修期间如因零件损坏或制程不良而导致产品故障，我们提供免费维修服务。

自然外力（火、水、雷灾）所造成的产品故障，或其它外部因素如电源干扰、不当电源输入、不当接线等造成的损坏，不列入产品保固范围；此外，产品被误用、未经授权的修理及修改等行为将造成保固条款失效。

**注意！请勿于电源开启时插拔接线端子，避免产生火花造成系统损坏。**  
此产品保证完全符合欧盟2003年1月27日电气和电子设备有害物质限制委员会限制指令2002/95/EC (RoHS)及2011/65/EU(RoHS 2.0)。

### Korenix售后服务

KoreCARE是Korenix全球服务中心，我们专业的技术人员随时准备解答您的疑问。Korenix全球服务中心 EMAIL: KoreCARE@korenix.com

业务服务: sales@korenix.com.cn

官网: www.korenix.com.cn

## Korenix Technology Co., Ltd. (A Beijer Electronics Group Company)

Tel: +886-2-89111000

Fax: +886-2-29123328

Business service: sales@korenix.com

Customer service: koreCARE@korenix.com

www.korenix.com

CPQ000N3808000

Patent No. (Taiwan):  
Granted Invention: I 313547  
Granted Invention: I 321415  
Granted Invention: I 344766  
Granted Invention: I 346480  
Granted Invention: I 356616  
Granted Invention: I 364684  
Granted Invention: I 376118  
Granted Invention: I 393317  
Granted Invention: I 398066  
Granted Invention: I 398125  
Granted Invention: I 459757  
Utility Model: M 339841  
Utility Model: M 339840